



# GENERAL PRACTICE ALERT STATE SITREP | 08.12.2023

## LANCASHIRE & CUMBRIA DATA

GPAS STATUS

OPEL CONVERSION

CLINICAL ACTIVITY

RETURN RATE

**AMBER**

**2**

**26/1000**

**55%**

## IMPORTANT FIGURES

**581,900**

MIN NUMBER OF PATIENTS COVERED BY AMBER + PRACTICES (1)

**299,889**

INDICATIVE NUMBER OF PATIENT CONTACTS IN GENERAL PRACTICE THIS WEEK (2)

## LOCALITY DATA

GPAS STATUS

OPEL STATUS

CLINICAL ACTIVITY

RETURN RATES

Blackpool

3

26/1000

63%

Fylde & Wyre

1

23/1000

61%

Morecambe Bay

3

22/1000

53%

West Lancs

2

21/1000

73%

Greater Preston

3

25/1000

55%

Chorley & S. Ribble

2

26/1000

71%

East Lancs

2

23/1000

42%

Blackburn W/Darwen

3

28/1000

41%

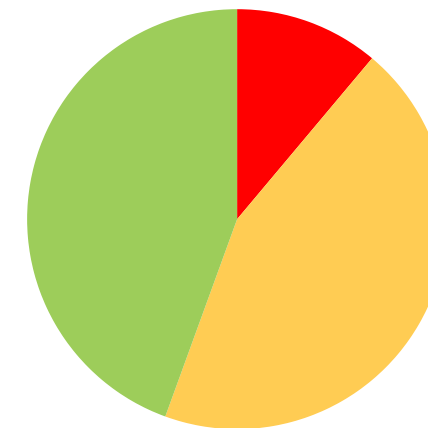
North Cumbria

3

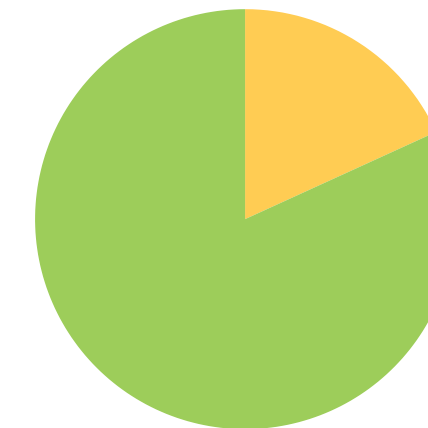
35/1000

56%

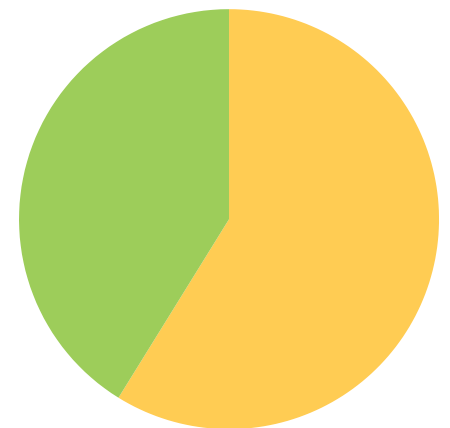
Blackpool



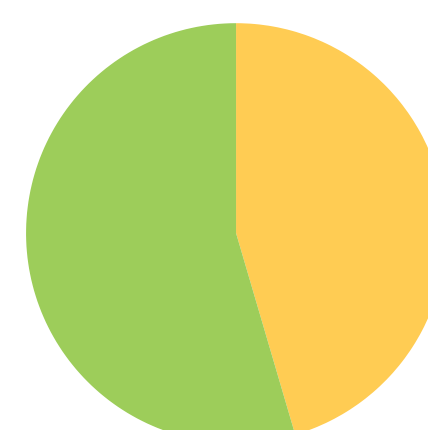
Fylde & Wyre



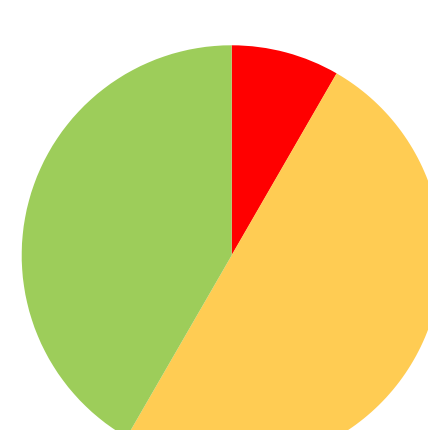
Morecambe Bay



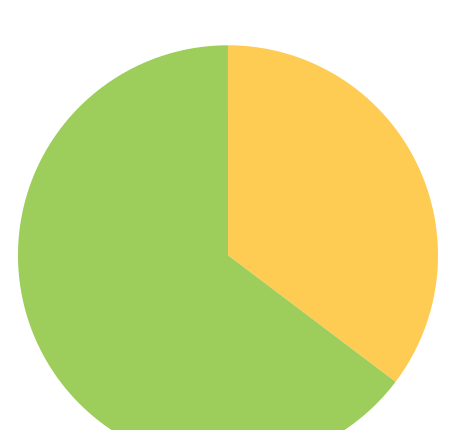
West Lancs



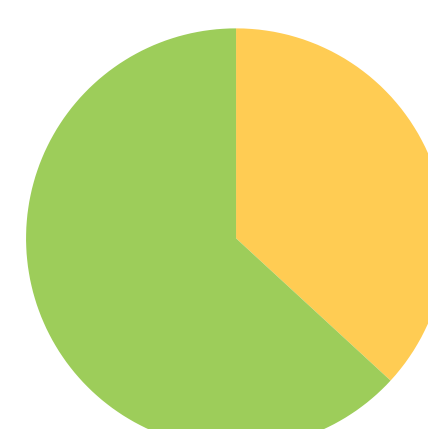
Greater Preston



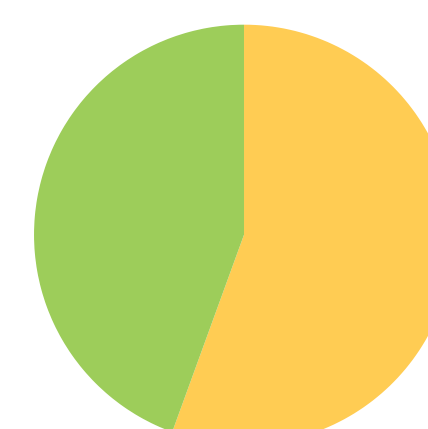
Chorley & S. Ribble



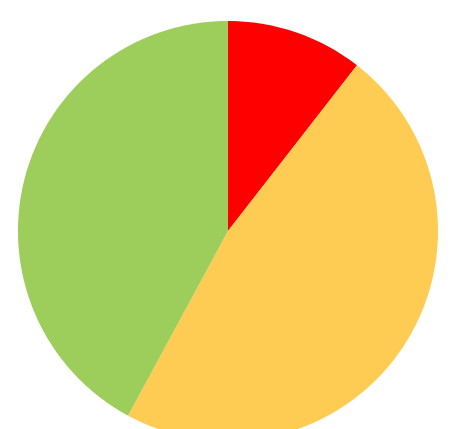
East Lancs



Blackburn W/Darwen



North Cumbria



# A SELECTION OF THIS WEEK'S PRACTICE COMMENTS

Significant short term staff shortages across admin and clinical putting immense pressure on workflow and capacity.

Inadequate discharges taking up a lot of time and energy - patient being sent home without equipment's/ care package/ medications/ little information about the procedure or treatment they had in hospital, viral illnesses.

## GPAS CHANGE SINCE LAST SITREP

	Last Week	This Week	Trend	Note
Blackpool			→	
Fylde & Wyre			→	
Morecambe Bay			→	
West Lancs			↓	OPEL 3 to OPEL 2
Greater Preston			↑	OPEL 2 to OPEL 3
Chorley & S. Ribble			↑	OPEL 1 to OPEL 2
East Lancs			→	
Blackburn W/Darwen			→	
North Cumbria			→	

## A QUICK GUIDE TO THE GPAS STATES

- 
**BLACK** Practice will fail within one month. Urgent system intervention required.
- 
**RED** Sustainable in the short term. Needs system support.
- 
**AMBER** Sustainable in the medium term (6 months max). Probably needs system support.
- 
**GREEN** Fully Sustainable.

## LMC NOTE:

Over half of Practices have submitted data this week - thank you to those for providing us with this vital data. We urge Practices that have not sent us their data to please complete the form each week to help us understand the pressures in General Practice so that we can present this to the wider system.

(1) This figure is accurate and is the sum of the list sizes submitting from those Practices registering as amber, Red and Black  
 (2) This figure is approximate and calculated by using the clinical activity figure for Lancashire & Cumbria multiplied by 5